



HSSPKCLP, HSSPK24CLP and HSSPK24WLP SERIES

ANSI/UL 1971 and/or ANSI/UL 1480 and/or
ANSI/UL 1638 COMPLIANT



Universal Mount Low Profile Speaker, Ceiling Mount Speaker/Strobe and Wall Mount Speaker/Strobe

MODELS

HSSPKCLP*	CEILING OR WALL MOUNT SPEAKER (WITHOUT STROBE)
HSSPK24CLP*	CEILING MOUNT SPEAKER WITH 24VDC SELECTABLE STROBE
HSSPK24WLP*	WALL MOUNT SPEAKER WITH 24VDC SELECTABLE STROBE
HSSPK24-1575WLP*	WALL MOUNT SPEAKER WITH 24VDC FIXED 15/75 CANDELA STROBE

* Includes one or more of the following designators, P (plain), R (red) or W (white).

I. INTRODUCTION

The Hochiki America HSSPKCLP/HSSPK24CLP/HSSPK24WLP Series are high quality speakers and speaker/strobes. The HSSPKCLP is UL Listed for fire protective service. The high intensity strobe utilizes a Xenon flash tube which generates a high-intensity light visible from all sides. The HSSPK24CLP/HSSPK24WLP Series strobe is UL Listed in compliance with ANSI/UL 1971, Signaling Appliances for the Hearing Impaired.

II. PRODUCT INFORMATION

The HSSPKCLP/HSSPK24CLP/HSSPK24WLP Series speaker and speaker/strobe offer a choice of field selectable power taps, 1/8, 1/4, 1/2, 1, 2 and 4 Watts for either 25v or 70.7v audio amplifiers. The HSSPK24CLP/HSSPK24WLP speaker/strobe offers the option of a high intensity strobe which complies with ANSI/UL 1971 and the HSSPK24-1575WLP also has high intensity strobe candela of 15/75 which also complies with ANSI/UL 1638. The frequency range of the speakers is 400-4000Hz. All devices are suitable for line supervision. Speaker includes DC blocking capacitor which allows for supervision voltage of either polarity.

III. LOCATION

This appliance is intended for use in Fire Alarm Systems and is to be installed in accordance with this installation manual, the recommendation of the local authorities having jurisdiction, and other NFPA Standards that provide standards on notification appliances for protective signaling systems. The Hochiki America HSSPKCLP/HSSPK24CLP Series is intended for indoor installation only. This appliance is **not** listed for **outdoor** or drip proof applications.

⚠ WARNING The visual signal must be in the direct viewing area of the occupant in to be seen.

⚠ WARNING Strobe light can not be seen when objects such as doors, furniture or walls block strobe light.

NOTICE: VISUAL SIGNALS FOR THE HEARING IMPAIRED ARE ONLY ONE METHOD OF ALERTING THE HEARING IMPAIRED. VISUAL SIGNALS MAY NOT BE THE PREFERRED METHOD FOR NOTIFYING ALL HEARING IMPAIRED INDIVIDUALS.

NOTICE: THE STROBE LIGHT MUST BE SEEN BY THE SLEEPING PERSON. IF THE PERSON HAS HEAD TURNED OR OTHERWISE UNABLE TO BE ALERTED BY VISUAL, THE STROBE WILL NOT BE EFFECTIVE.

⚠ WARNING Visual Signal should **NEVER** be relied upon as the primary fire alert for the hearing impaired under these common sense conditions:

- Sleeping face down on the bedding or pillow
- Use of sleep medications of any kind
- Use of alcoholic beverages or recreational drugs
- Use of eye shades
- If there are tendencies of deep sleep conditions
- If a fire cuts power to AC circuits, the visual signal will not operate
- If person is not within line of sight of visual signals

Under these and other similar common situations an alternate fire alert method such as a non-hearing impaired attendant is needed. The visual signal only increases the chance of being alerted to the presence of fire. No system of this type can fully protect the hearing impaired in case of fire.

HSSPK24CLP PRODUCT INFORMATION

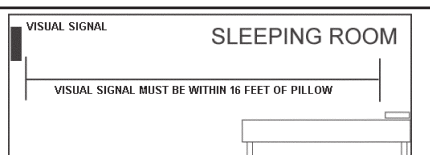
Room Spacing for Ceiling-Mounted Visible Appliances per NFPA 72, 2010 Edition					
Maximum Room Size		Minimum Required Light Output (Effective Intensity, Cd; One Light)			
		Maximum Ceiling Height			
Meters	Feet	10 Foot Ceiling	20 Foot Ceiling	30 Foot Ceiling	
6.10 x 6.10	20 x 20	15	30	55	
9.14 x 9.14	30 x 30	30	45	75	
13.4 x 13.4	44 x 44	75	75	NA	
15.2 x 15.2	50 x 50	95	95	95	

HSSPK24WLP PRODUCT INFORMATION

Room Spacing for Wall-Mounted Visible Appliances per NFPA 72, 2010 Edition					
Maximum Room Size		Minimum Required Light Output (Effective Intensity, Cd)			
Meters	Feet	One Light per Room	Two Lights per Room (Located on Opposite Walls)	Four Lights per Room (One Light per Wall)	
6.10 x 6.10	20 x 20	15	NA	NA	
8.53 x 8.53	28 x 28	30	Unknown	NA	
9.14 x 9.14	30 x 30	34	15	NA	
12.2 x 12.2	40 x 40	60	30	15	
13.7 x 13.7	45 x 45	75	Unknown	19	
15.2 x 15.2	50 x 50	94	60	30	
16.5 x 16.5	54 x 54	110	Unknown	30	
16.8 x 16.8	55 x 55	115	Unknown	28	
18.3 x 18.3	60 x 60	135	95	30	
19.2 x 19.2	63 x 63	150	Unknown	37	
20.7 x 20.7	68 x 68	177	Unknown	43	
21.3 x 21.3	70 x 70	184	95	60	
24.4 x 24.4	80 x 80	240	135	60	
27.4 x 27.4	90 x 90	304	185	95	
30.5 x 30.5	100 x 100	375	240	95	
33.5 x 33.5	110 x 110	455	240	135	
36.6 x 36.6	120 x 120	540	305	135	
39.6 x 39.6	130 x 130	635	375	185	

NA = Not Allowable

CAUTION:
Strobe light must be installed within 16 feet of the pillow when used in a sleeping area.



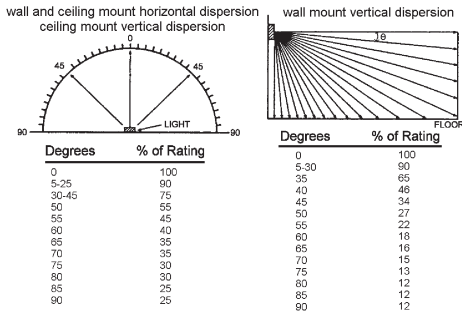
**Effective Intensity Requirements for Sleeping Area

Visible Notification Appliance	
Distance from Ceiling to Top of Lens	Intensity
greater than or equal to 24" (610mm)	110 Cd
less than 24" (610mm)	177 Cd

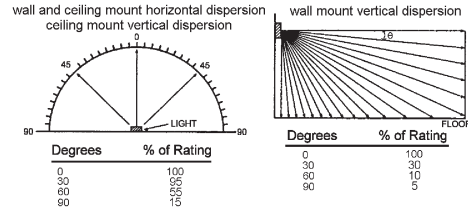
**FOR USE WITH HSSPK24CLP, HSSPK24WLP
AND HSSPK24-1575WLP**

FOR USE WITH HSSPK24-1575WLP

**LIGHT OUTPUT IN PERCENTAGE WHEN MEASURED
FROM THE FOLLOWING DIRECTIONS - PER UL1971**



**LIGHT OUTPUT IN PERCENTAGE WHEN MEASURED
FROM THE FOLLOWING DIRECTIONS - PER UL1638**



IV. ELECTRICAL SPECIFICATIONS

Field Selectable Power Tap Selection						
Voltage	1/8 Watt	1/4 Watt	1/2 Watt	1 Watt	2 Watt	4 Watt
25 Volts	74.6 dBA @ 10ft.	77.7 dBA @ 10ft.	80.5 dBA @ 10ft.	83.1 dBA @ 10ft.	85.6 dBA @ 10ft.	87.9 dBA @ 10ft.
70.7 Volts	73.7 dBA @ 10ft.	76.7 dBA @ 10ft.	79.6 dBA @ 10ft.	82.5 dBA @ 10ft.	85.4 dBA @ 10ft.	87.9 dBA @ 10ft.

HSSPK24CLP PRODUCT INFORMATION

HSSPK24CLP CEILING STROBE CURRENT RATINGS		
Candela	Regulated 24VDC Max. Operating Current(mA)	Regulated 24VFWR Max. Operating Current (mA)
15	120	190
30	120	191
75	200	277
95	220	298
115	290	418

HSSPK24WLP PRODUCT INFORMATION

HSSPK24WLP WALL STROBE CEILING RATINGS		
Candela	Regulated 24VDC Max. Operating Current(mA)	Regulated 24VFWR Max. Operating Current (mA)
15	78mA	113mA
30	96mA	135mA
60	137mA	186mA
75	180mA	245mA
110	224mA	313mA
15/75*	96mA	135mA

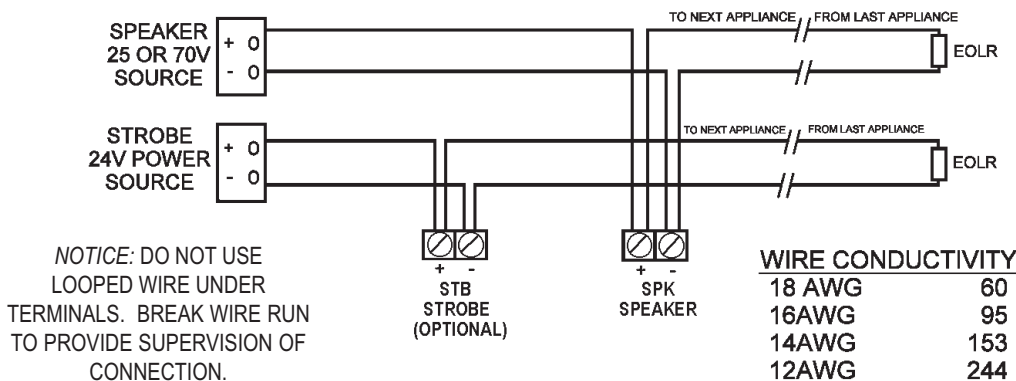
* The HSSPK24-1575WLP has a fixed candela rating of 15/75 per ANSI/UL 1638

NOTICE: DC VOLTAGE RANGE LIMITS: 16-33V. FWR VOLTAGE RANGE LIMITS: 16-33V. THIS PRODUCT WAS ONLY TESTED TO THE STATED VOLTAGE RANGE(S); DO NOT APPLY 80% AND 110% OF THIS RANGE FOR SYSTEM OPERATION.

SYSTEM CONSIDERATIONS

- To select the proper wattage input for the speaker, move the jumper to the appropriate pin.
- Always maintain electrical isolation between speaker and strobe wiring on combination units.
- Do not exceed 130% of rated speaker voltage. If excessive distortion is heard, check amplifier for signal clipping. If clipping exists, reduce either amplifier input or gain.
- Four screws are provided, two for securing speaker to the back box and two for aesthetics. The two non-functional screws will be held in place by the pressure fit of the faceplate.

CAUTION WHEN INSTALLING, ROUTE FIELD WIRING AWAY FROM SHARP PROJECTIONS, CORNERS AND INTERNAL COMPONENTS.



*MAX. WIRE DISTANCE (IN FEET) = $\frac{\text{PANEL VOLTAGE} - \text{DEVICE MINIMUM VOLTAGE}}{\text{TOTAL CURRENT DRAW}}$ X WIRE CONDUCTIVITY (STROBE ONLY)

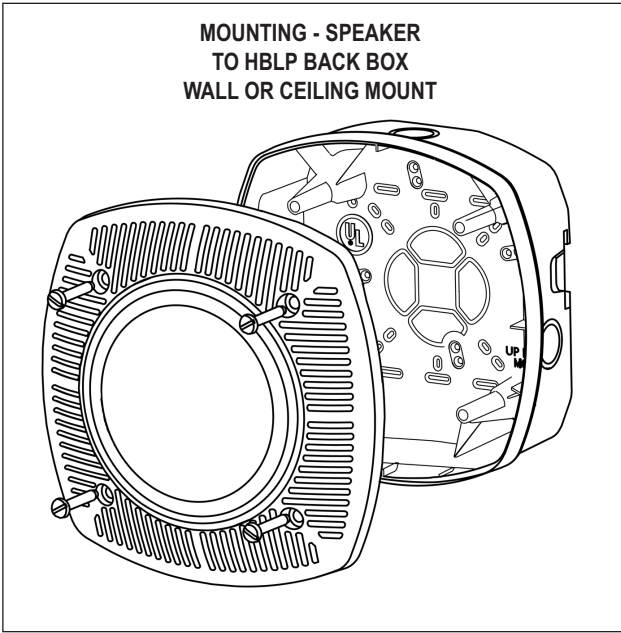
- * INCLUDES WIRE TO AND FROM APPLIANCE.
- ASSUMES ALL APPLIANCES ARE AT THE END OF WIRE RUN (WORST CASE).
- CAUTION: APPLIES ONLY TO REGULATED SUPPLIES.**

NOTICE: ALL STROBES ARE DESIGNED TO FLASH AS SPECIFIED WITH CONTINUOUS APPLIED VOLTAGE. THIS APPLIANCE IS NOT RECOMMENDED FOR USE ON CODED OR PULSING SIGNALING CIRCUITS. HOWEVER, USE OF THE HAVSM CONTROL MODULE IS PERMITTED TO SYNCHRONIZE THE STROBE AND/OR MUTE THE HORN.

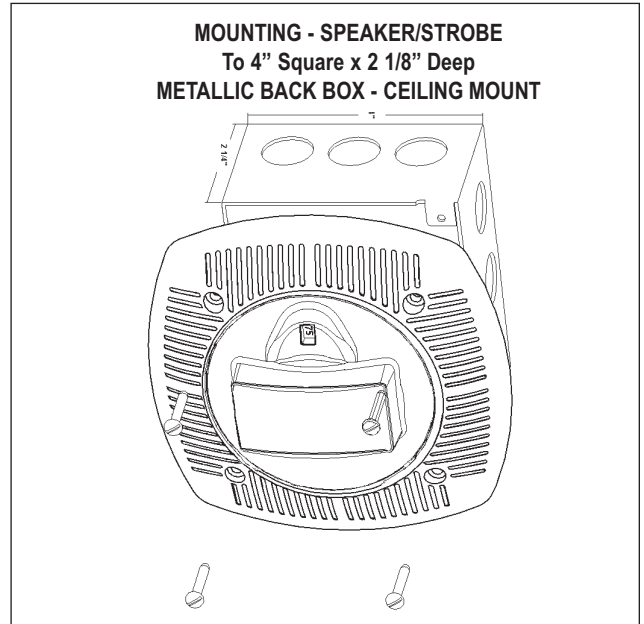
NOTICE: REFERENCE HAVSM CONTROL MODULE MANUAL (550-0539, DATED 03/04/11) FOR SYNCHRONIZATION MODULE WIRING DIAGRAMS. HAVSM MANUAL CAN BE OBTAINED AT [HTTP://WWW.HOCHIKI.COM](http://WWW.HOCHIKI.COM) OR CALL HOCHIKI AMERICA CORPORATION AT 714-522-2246.

V. MOUNTING ROUGH-IN BOX AND RUN WIRING

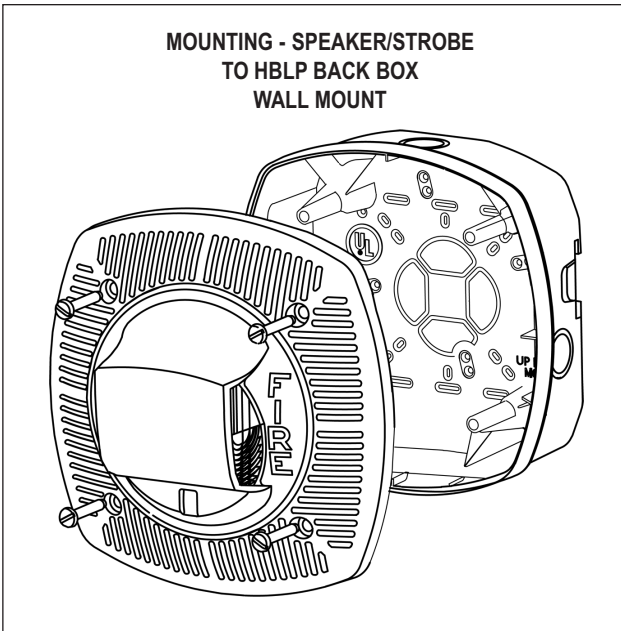
MOUNTING - SPEAKER
TO HBLP BACK BOX
WALL OR CEILING MOUNT



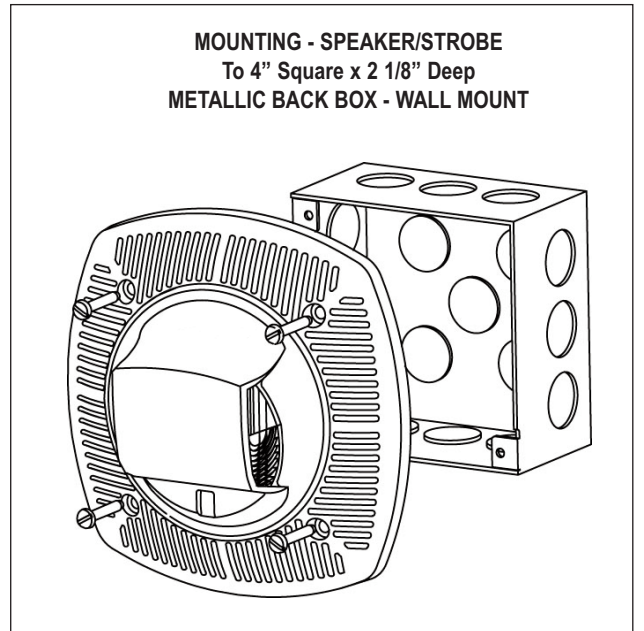
MOUNTING - SPEAKER/STROBE
To 4" Square x 2 1/8" Deep
METALLIC BACK BOX - CEILING MOUNT



MOUNTING - SPEAKER/STROBE
TO HBLP BACK BOX
WALL MOUNT



MOUNTING - SPEAKER/STROBE
To 4" Square x 2 1/8" Deep
METALLIC BACK BOX - WALL MOUNT



HSSPK24CLP AND HSSPK24WLP FIELD SELECTABLE CANDELA SELECTOR

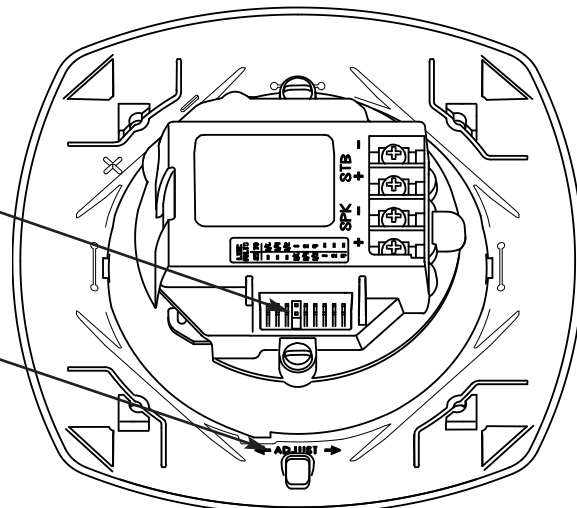
Adjust power taps using
needle nose pliers.

Adjust intensity by inserting small flatblade
screwdriver to turn dial. Displayed number will indicate
selected candela.

NOTICE:

HSSPK24CLP FIELD SELECTABLE CANDELA OPTIONS:
15, 30, 75, 95 AND 115

HSSPK24WLP FIELD SELECTABLE CANDELA OPTIONS:
15, 30, 60, 75 AND 110



VI. CHECKOUT AND TROUBLESHOOTING

1. Supply power to the system control panel. The auxiliary signaling device should not be activated.
2. If the signal is activated:
 - a. Check all smoke and fire detectors in the system to make sure they have not been activated.
 - b. Check all wiring connections to make sure the signal detection circuits are not reversed or shorted together. Check wire color codes and traces.
3. To test the HSSPKCLP Series and other signaling appliances, trip the auxiliary panel, activate alarm circuit at the main control panel or activate one of the fire detection units in the system. All auxiliary signals should be activated.
4. An operational test on this product should be conducted in accordance with National Standards or at a minimum annually and more often if dictated by local and state codes or authorities having jurisdiction.

SIGNALING APPLIANCE LIMITATIONS: Speaker meets or exceeds current audibility requirements of ANSI/UL 1480. However, if the appliance is located outside a bedroom it may not wake up a sound sleeper, especially if the room door is closed or only partially open.



WARNING

THIS APPLIANCE WILL NOT OPERATE WITHOUT ELECTRICAL POWER. AS FIRES FREQUENTLY CAUSE POWER INTERRUPTIONS, HOCHIKI AMERICA SUGGESTS YOU DISCUSS FURTHER SAFEGUARDS WITH YOUR LOCAL FIRE PROTECTION SPECIALIST.

VI. TO RETURN AN APPLIANCE

Should you experience problems with your appliance, proceed as follows:

1. Turn off electrical power to the auxiliary alarm circuit.
2. Remove mounting screw and slide signal off from bracket.
3. Replace unit that was removed to restore wiring supervision and to eliminate system trouble alert.
4. Carefully pack the defective unit (the manufacturer cannot be responsible for consequential damage due to shipping or mis-handling). Include your return address and complete details as to the nature of the difficulties being experienced and date of installation.
5. Return to: Hochiki America Corporation, 7051 Village Drive, Suite 100, Buena Park CA 90621. Prior to returning, call the Hochiki America Field Service Department at 714-522-2246 to obtain a RMA Number from our return department.

LIMITED WARRANTY

For a period of 36 months from the date of purchase or a maximum of 42 months from the date of manufacture, Hochiki America warrants to you the original purchaser that your appliance will be free from defects in workmanship, materials and construction under normal use and service. If a defect in workmanship, materials and construction should cause your appliance to become inoperative within the warranty period, Hochiki America will repair your appliance or furnish you with a new or rebuilt appliance without charge to you except for postage required to return the appliance to us. Hochiki America will not reimburse you for repairs or replacement parts provided by other parties. Your repaired or replacement appliance will be returned to you free of charge and it will be covered under the warranty for the balance of the warranty period.

The warranty is void if our inspection of your appliance shows that the damage or failure was caused by abuse, misuse, abnormal usage, faulty installation, improper maintenance or repairs other than those performed by us.

ANY WARRANTIES IMPLIED UNDER ANY STATE LAW INCLUDING IMPLIED WARRANTIES OF MERCHANTABILITY OR FITNESS FOR A PARTICULAR PURPOSE APPLY ONLY FOR THE WARRANTY PERIOD SPECIFIED ABOVE. PLEASE NOTE THAT SOME STATES DO NOT ALLOW LIMITATION ON HOW LONG AN IMPLIED WARRANTY LASTS. SO THE ABOVE LIMITATION MAY NOT APPLY TO YOU. HOCHIKI AMERICA WILL NOT BE LIABLE FOR ANY LOSS, DAMAGE, INCIDENTAL OR CONSEQUENTIAL DAMAGES OF ANY KIND ARISING IN CONNECTION WITH THE SALE, USE OR REPAIR OF THIS APPLIANCE. THE MAXIMUM LIABILITY OF HOCHIKI AMERICA SHALL NOT IN ANY CASE EXCEED THE PURCHASE PRICE PAID BY YOU FOR THE APPLIANCE. PLEASE NOTE THAT SOME STATES DO NOT ALLOW THE EXCLUSION OR LIMITATION OF INCIDENTAL OR CONSEQUENTIAL DAMAGES, SO THE ABOVE LIMITATION OR EXCLUSION MAY NOT APPLY TO YOU.

If a defect in workmanship, materials or construction should cause your appliance to become inoperable within the warranty period, you must return the appliance to Hochiki America postage prepaid. You must prove to the satisfaction of Hochiki America the date of purchase of your appliance. Warranty service may only be performed by Hochiki America personnel at Hochiki America's facilities in Buena Park, California. You must also pack the appliance to minimize the risk of it being damaged in transit. You must also enclose a return address. Appliances returned for warranty service should be sent to: Hochiki America Corporation, 7051 Village Drive, Suite 100, Buena Park CA 90621. If we receive an appliance in a damaged condition as the result of shipping, we will notify you and you must seek a claim with the shipper.

THIS WARRANTY GIVES YOU SPECIFIC LEGAL RIGHTS AND YOU MAY ALSO HAVE OTHER RIGHTS WHICH VARY FROM STATE TO STATE.

Important Notice:
These materials have been prepared by Hochiki America Corporation ("Hochiki America") for informational purposes only, are necessarily summary, and are not purported to serve as legal advice and should not be used as such. Hochiki America makes no representations and warranties, express or implied, that these materials are complete and accurate, up-to-date, or in compliance with all relevant local, state and federal laws, regulations and rules. The materials do not address all legal considerations as there is inevitable uncertainty regarding interpretation of laws, regulations and rules and the application of such laws, regulations and rules to particular fact patterns. Each person's activities can differently affect the obligations that exist under applicable laws, regulations or rules. Therefore, these materials should be used only for informational purposes and should not be used as a substitute for seeking professional legal advice. Hochiki America will not be responsible for any action or failure to act in reliance upon the information contained in this material.